

DIRECTORATE OF INFORMATION AND COMMUNICATIONS TECHNOLOGY AND SERVICES

HOW TO REQUEST NEW LOGIN OTP ON E-VOTING SYSTEM

Prerequisites


- i. Make sure you have your student number (**printed on your admission letter**) and your mobile phone holding the number that is registered on your student portal or as updated by the EC representative at your campus.
- ii. Mobile phone or laptop with internet access
- iii. You can download and Android app from [here](#)

STEP 1:

Open the browser of your choice as listed below either on laptop or phone

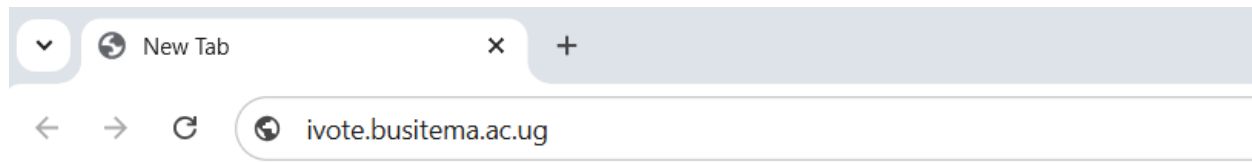
Web browsers / web

From sources across the web



STEP 2:

On the search bar, type <https://ivote.busitema.ac.ug> and search. For the android app, the login page will just load.



STEP 3:

The login page will open as shown below, enter your student number (230040...) as your username, then enter your password. (For the first time login, use your student as both the username and password)



Monday, 7th-April-2026: Update of voters' register:

Provide your credentials

Username

Password

[Forget Password ?](#)



Remember Me

Sign In

Click on forget Password as shown above in the image

STEP 4:

On the next page, enter your username (which is the student number) and click proceed button

Enter username to recover your Account.

Username

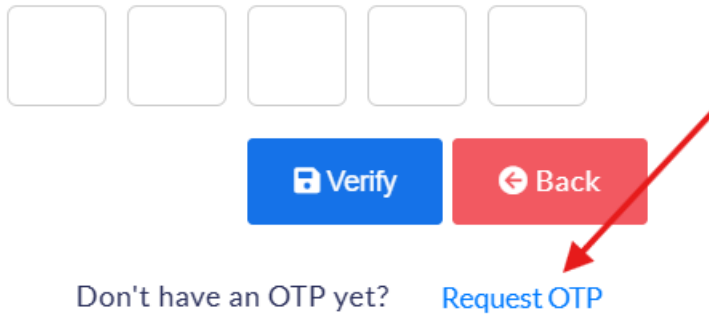
Proceed

Back

STEP 5:

On the next page, the link for requesting a new OTP will show as shown below

**Enter the OTP sent to your registered
phone number on this account via
SMS to proceed.**



The image shows a user interface for OTP verification. At the top, there are five empty square input boxes for entering the OTP digits. Below these boxes are two buttons: a blue 'Verify' button with a lock icon and a red 'Back' button with a left arrow icon. A red arrow points from the 'Back' button to the 'Request OTP' link below. At the bottom, there is a link 'Request OTP' in blue text, preceded by the text 'Don't have an OTP yet?'.

Click on Request OTP . The New OTP will be sent to your registered phone.

Now click Back if you don't want to change the password or proceed and change the password.

For more information; Go to <https://dicts.busitema.ac.ug/support/chat> and type in your question, the ICT team will be very positive to help and guide you.